

Brian Richards Magic Power Workshop

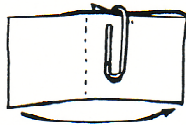
presents

M·A·G·I·C Y·O·U C·A·N D·O

An amazing way to link two ordinary paper clips together!
All you need are 2 paper clips, and some paper money.



1.) Fold one-third of the bill, attach the first clip.



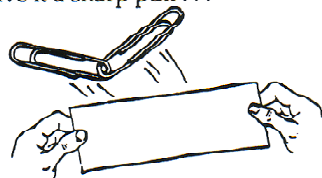
2.) Now fold the remaining third of the bill, and attach the second clip just to the right of the first.



3.) Notice that the first clip was attached to the middle and bottom, layers of the bill, and the second clip is attached to the middle and top layers. This is important.



4.) When you grab the opposite ends of the bill and give it a sharp pull . . .



5.) The 2 clips will jump off . . . LINKED TOGETHER!

LINKING PAPER CLIPS

Check us out on the web: www.4aceproductions.com

Brian Richards Magic Power Workshop


presents

M·A·G·I·C Y·O·U C·A·N D·O

Amaze your friends when you demonstrate the power of money... by suddenly breaking a wooden pencil in two with a simple paper bill!
Secret:



1.) Crease the bill lengthwise as in the illustration.



2.) Have a friend hold the pencil tightly, one end in each hand.



3.) Hold the bill as shown, and demonstrate with an up and down motion of your arm how the bill will pass through the pencil. Do this two or three times.



4.) On the last downward swing, extend your first finger straight out alongside of the bill. Your finger will be hidden by the bill.



5.) It is actually your extended finger which, with a sharp downward blow of your arm, easily breaks the pencil.

KARATE DOLLAR