

Magic Power Workshop present...MAGIC YOU CAN DO!!



www.4aceproductions.com

KNOTS TO YOU!

MAKE TWO KNOTS IN A ROPE AS SHOWN IN FIG. 1. -TWO PEOPLE HOLD THE ENDS OF THE ROPE. COVER THE KNOTS WITH A HANDKERCHIEF ~~~ REACH UNDER THE HAN- KY, SAYING, "HOCUS- POCUS" WHILE YOU WORK UP THE LOWER KNOT TIGHT UP AGAINST THE TOPMOST KNOT ~~~ NOW, REMOVE THE HAN- KY- SHOWING THE LOW- ER KNOT IS GONE !!!

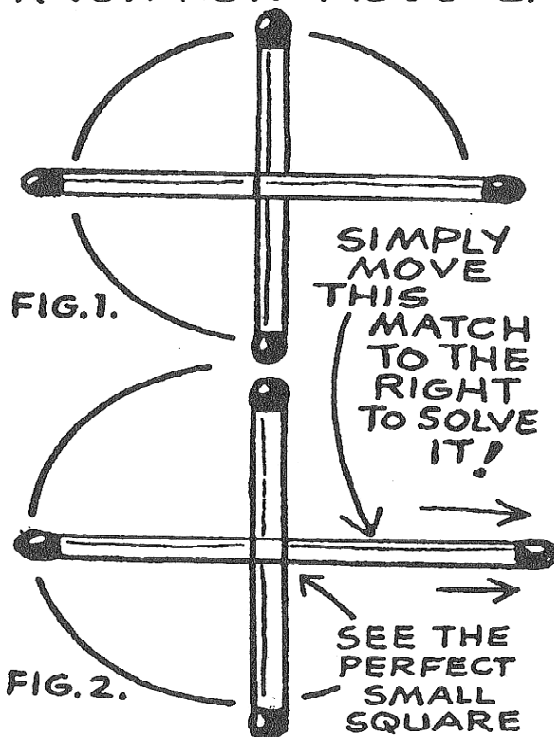


FIG. 1.



THIS BRINGS YOU TO SQUARE ONE

ASK SOMEONE IF THEY CAN MAKE A PERFECT SQUARE BY MOVING JUST ONE OF THE MATCHES IN THIS DESIGN. THEY WILL TRY AND THEN SAY "IT IS IMPOSSIBLE! IT CAN- NOT BE DONE!" TO YOU IT IS EASY BECAUSE YOU KNOW HOW IT IS DONE!



PAPER CUP STANDS ALONE

A PAPER CUP & AND A PLAYING CARD ARE SHOWN.

YOU SAY YOU WILL BALANCE THE CUP ON THE EDGE OF THE CARD!

YOU THEN PROCEED TO DO SO! BY FOLLOWING THE DIRECTIONS SHOWN HERE, YOU, TOO, WILL BE ABLE TO DO THIS STUNT!

