

Magic Tricks... YOU can DO!

KNOTS TO YOU!

MAKE TWO KNOTS IN A ROPE AS SHOWN IN FIG. 1. -TWO PEOPLE HOLD THE ENDS OF THE ROPE. COVER THE KNOTS WITH A HANDKERCHIEF ~~~ REACH UNDER THE HAN-KY, SAYING, "HOCUS-POCUS" WHILE YOU WORK UP THE LOWER KNOT TIGHT UP AGAINST THE TOPMOST KNOT ~~~ NOW, REMOVE THE HAN-KY- SHOWING THE LOWER KNOT IS GONE !!!




FIG. 1.





KNOT GONE!

PAPER CUP STANDS ALONE

A PAPER CUP & AND A PLAYING CARD ARE SHOWN. YOU SAY YOU WILL BALANCE THE CUP ON THE EDGE OF THE CARD!

YOU THEN PROCEED TO DO SO! BY FOLLOWING THE DIRECTIONS SHOWN HERE, YOU, TOO, WILL BE ABLE TO DO THIS STUNT!



BACK VIEW

STEADY CUP WITH INDEX FINGER

Brought to you by Brian Richards www.4aceproductions.com